




SIGENERGY

Home Energy Solution

Let the world enjoy green energy



Sigenergy focuses on developing cutting-edge home and business energy solutions, with products ranging from energy storage systems to solar inverters and EV chargers. Our world-class R&D team of hundreds of top industry experts shares the vision of making the world greener via continuous innovation. With global sales and services, we aim to become our customers' most trusted partner on their journey to a more sustainable future.

Disclaimer: The information in this file is provided on an "as is" basis. To the fullest extent permitted by law, Sigenergy Technology Co., Ltd. excludes all representations and warranties relating to this file and its contents or which is or may be provided by any affiliates or any other third party, including in relation to any inaccuracies or omissions in this file.

Sigenergy Australia Pty. Ltd.

www.sigenergy.com

Suite 02 Level 7, 191 Clarence St, Sydney NSW 2000, Australia

CONTENTS

Brand

About SIGENERGY

Product

Residential Solution

Product Portfolio

Trusted Partner

Intelligent Manufacturing

Solar-powered Manufacturing

Quality Assurance

Global cases



ABOUT SIGENERGY

Sigenergy focuses on developing cutting-edge home and business energy solutions, with products ranging from energy storage systems to solar inverters and EV chargers. Our world-class R&D team of hundreds of top industry experts shares the vision of making the world greener via continuous innovation. With global sales and services, we aim to become our customers' most trusted partner on their journey to a more sustainable future.

VISION Enjoy Green Energy

MISSION

Be a distributed energy pioneer.
Build intelligent energy solutions with superior safety,
ultra simplicity, and outstanding performance.

SIGEN

Safe **I**ntelligent **G**reen **E**fficient **N**ew

SIGENERGY HOME ENERGY SOLUTION

Combining solar, storage and EV charging, Sigenergy offers an all-in-one Home Energy Solution that helps you lower utility bill and reliance on the grid. Simple to install, easy to use, smart & safe all around, our system is versatile and scalable to meet every need.

Let numbers talk
Sigenergy is raising industry standards

15 mins

stackable installation

5 layers

battery protection

280 Ah

long cycle-life battery cell

0 ms

load-side disruption

5 mins

fast commissioning

IP66

SigenStor protection rating

25 kW

fast EV charging at home

1-click

full system diagnosis



Simple



Versatile




Robust



Intelligent





▶ **Sigen Energy Controller**
for solar + energy storage system

▶ **Sigen EV DC Charging Module**
Ready for V2X

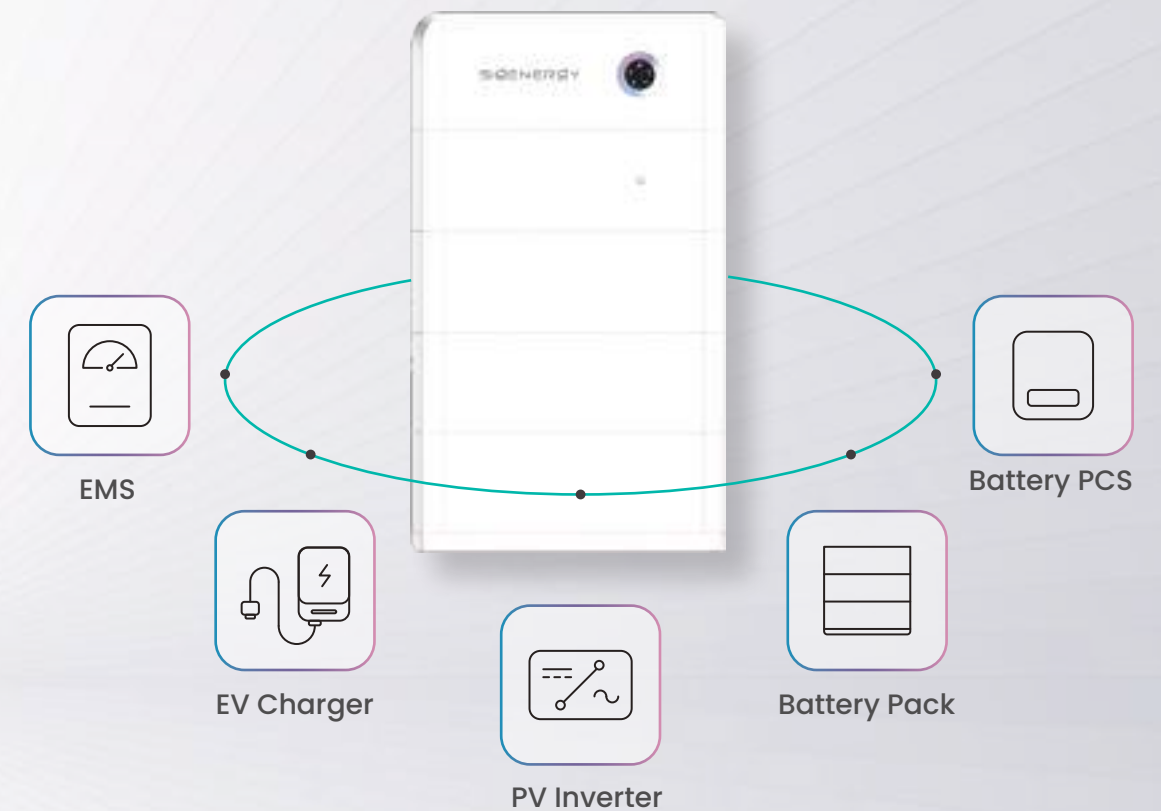
▶ **Sigen Battery**

8.0 **5.0**
Flexible mixed use

1 – 6
batteries stackable for each stack







Multiple
systems supported in parallel connection


5-in-One, highly integrated design



Sigenenergy is leading a new way of storing, transferring, and consuming home energy. We provide a genuine all-in-one solar energy storage system, SigenStor. Its unique 5-in-One modular design integrates Solar Inverter, EV DC Charger, Battery PCS, Battery Pack, and EMS into one intelligent home energy system. Simple, robust and versatile, it will be a great addition to your home.

Start small, grow on demand

						
Controller	x 1	x 1	x 1	x 1	x 1	x 1
Battery	x 1	x 2	x 3	x 4	x 5	x 6



Sigen Energy Controller

5.0 – 12.0 kW Single Phase
5.0 – 30.0 kW Three Phase

- EMS inside for precise control
- On & off-grid compatibility
- Up to 4 MPP. trackers (three phase)
- DC/AC ratio up to 2 (single phase)
- Multi-source black start
- IP66 system protection rating

Sigen Energy Controller 5.0–12.0 kW Single Phase Australia

SigenStor EC	5.0 SP	6.0 SP	8.0 SP	10.0 SP	12.0 SP	Units	
DC Input (from PV)							
Max. PV power	10000	12000	16000	20000	24000	W	
Max. DC input voltage			600			V	
Nominal DC input voltage			350			V	
Start-up voltage			100			V	
MPPT voltage range			50 ~ 550			V	
Number of MPP trackers	2	2	3	4	4		
Number of PV strings per MPPT			1				
Max. input current per MPPT			16			A	
Max. short-circuit current per MPPT			20			A	
AC Output (on-grid)							
Nominal output power	4999	6000	8000	9999	12000	W	
Max. output apparent power	4999	6600	8800	9999	12000	VA	
Nominal output current	21.7	27.3	36.4	43.4	54.6	A	
Max. output current	21.7	30.0	40.0	43.4	54.6	A	
Nominal output voltage	220 / 230 / 240			220 / 230		V	
Nominal grid frequency			50 / 60			Hz	
Power factor		0.8 leading ~ 0.8 lagging					
Total current harmonic distortion			THDi < 2%				
Efficiency							
Max. efficiency	98.0%	98.0%	97.6%	97.6%	97.6%		
European efficiency	97.4%	97.4%	97.0%	97.0%	97.0%		
AC Output (backup)							
Nominal output power	5000	6000	8000	10000	12000	W	
Max. output apparent power	5500	6600	8800	11000	13200	W	
Peak output power (10 seconds)	7500	9000	12000	15000	18000	W	
Nominal output current	22.7	27.3	36.4	45.5	54.6	A	
Max. output current	25.0	30.0	40.0	50.0	60.0	A	
Peak output current (10 seconds)	34.1	40.9	54.6	68.2	81.8	A	
Nominal output voltage	220 / 230 / 240			220 / 230		V	
Nominal output frequency			50 / 60			Hz	
Power factor		0.8 leading ~ 0.8 lagging					
Total voltage harmonic distortion			THDv < 2%				
Disruption time of backup switch ¹			0			ms	
Battery Connection							
Battery module models	SigenStor BAT 5.0 / 8.0						
Number of modules per controller	1 ~ 6					pcs	
Battery module voltage range	300 ~ 600					V	
Protection							
Safety protection feature	DC reverse polarity protection, Insulation monitoring, Residual current monitoring, Arc fault circuit interrupter ² , AC overcurrent/overvoltage/short-circuit protection. Type II DC/AC surge protection, Anti-islanding protection						
General Data							
Dimensions (W / H / D)	700 / 300 / 245		700 / 300 / 260			mm	
Weight	18		36			kg	
Storage temperature range	-40 ~ 70					°C	
Operating temperature range	-30 ~ 60					°C	
Relative humidity range	0% ~ 95%						
Max. operating altitude	4000					m	
Cooling	Natural convection		Smart air cooling				
System ingress protection rating	IP66						
Communication	WLAN / Fast Ethernet / RS485 / Sigen CommMod (4G/3G/2G)						
Standard Compliance							
Standard ³	IEC/EN 62109-1, IEC/EN 62109-2, IEC/EN 62477, IEC/EN 61000-6-1, IEC/EN 61000-6-2, AS 4777						

- This refers to the load-side disruption time, to achieve this functionality Sigen Energy Gateway needs to be used together with Sigen Energy Controller and Sigen Battery. Test conditions: In the open-circuit state of the power grid, the nominal power of the Sigen Energy Controller is higher than the total power of the home loads.
- This is an optional feature only supported in certain models, please contact Sigenenergy for more information.
- For all standards refer to the certificates category on the Sigenenergy website.

Sigen Energy Controller 5.0–30.0 kW Three Phase Australia

SigenStor EC	5.0 TP	10.0 TP	15.0 TP	20.0 TP	25.0 TP	30.0 TP	Units
DC Input (from PV)							
Max. PV power	8000	16000	24000	32000	40000	48000	W
Max. DC input voltage			1100				V
Nominal DC input voltage			600				V
Start-up voltage			180				V
MPPT voltage range			160 ~ 1000				V
Number of MPP trackers	2	3	3	4	4	4	
Number of PV strings per MPPT			1				
Max. input current per MPPT			16				A
Max. short-circuit current per MPPT			20				A
AC Output (on-grid)							
Nominal output power	5000	9999	15000	20000	25000	29900	W
Max. output apparent power	5500	9999	15000	22000	27500	29900	VA
Nominal output current	7.6	14.4	21.7	30.4	38.0	43.3	A
Max. output current	8.4	14.4	21.7	33.4	41.8	43.3	A
Nominal output voltage			380 / 400				V
Nominal grid frequency			50 / 60				Hz
Power factor			0.8 leading ~ 0.8 lagging				
Total current harmonic distortion			THDi < 2%				
Efficiency							
Max. efficiency	98.1%	98.3%	98.3%	98.3%	98.3%	98.4%	
European efficiency	96.1%	97.5%	97.9%	97.9%	98.0%	98.0%	
AC Output (backup)							
Nominal output power	5000	10000	15000	20000	25000	30000	W
Max. output apparent power	5500	11000	16500	22000	27500	33000	W
Peak output power (10 seconds)	7500	15000	22500	30000	30000	36000	W
Nominal output current	7.6	15.2	22.8	30.4	38.0	45.6	A
Max. output current	8.4	16.7	25.1	33.4	41.8	50.1	A
Peak output current (10 seconds)	11.4	22.8	34.2	45.6	45.6	54.7	A
Nominal output voltage			380 / 400				V
Nominal output frequency			50 / 60				Hz
Power factor			0.8 leading ~ 0.8 lagging				
Total voltage harmonic distortion			THDv < 2%				
Disruption time of backup switch ¹			0				ms
Battery Connection							
Battery module models	SigenStor BAT 5.0 / 8.0						
Number of modules per controller	1 ~ 6						pcs
Battery module voltage range	600 ~ 900						V
Protection							
Safety protection feature	DC reverse polarity protection, Insulation monitoring, Residual current monitoring, Arc fault circuit interrupter ² , AC overcurrent/overvoltage/short-circuit protection. Type II DC/AC surge protection, Anti-islanding protection						
General Data							
Dimensions (W / H / D)	700 / 300 / 260						mm
Weight	36	36	36	36	36	38	kg
Storage temperature range	-40 ~ 70						°C
Operating temperature range	-30 ~ 60						°C
Relative humidity range	0% ~ 95%						
Max. operating altitude	4000						m
Cooling	Smart air cooling						
System ingress protection rating	IP66						
Communication	WLAN / Fast Ethernet / RS485 / Sigen CommMod (4G/3G/2G)						
Standard Compliance							
Standard ³	IEC/EN 62109-1, IEC/EN 62109-2, IEC/EN 61000-6-1, IEC/EN 61000-6-2, AS 4777						

- This refers to the load-side disruption time, to achieve this functionality Sigen Energy Gateway needs to be used together with Sigen Energy Controller and Sigen Battery. Test conditions: In the open-circuit state of the power grid, the nominal power of the Sigen Energy Controller is higher than the total power of the home loads.
- This is an optional feature only supported in certain models, please contact Sigenenergy for more information.
- For all standards refer to the certificates category on the Sigenenergy website.




Sigen Battery

- 280Ah cell capacity, low voltage & durable
- 100% DoD, full usage of energy capacity*
- Multi-layer full battery safety protection
- Visible battery status on mySigen App
- Quick connectors for fast installation
- Parallel connections for flexible battery mix

*Refers to usable capacity. Battery must be recharged within 7 days after being fully discharged to avoid over-discharge.

Sigen Battery

SigenStor BAT	5.0	8.0	Units
Performance Specification			
Battery type	LiFePO4		
Cell capacity	280 Ah		
Cycle life ¹	10000		
Total energy capacity	5.38	8.06	kWh
Usable energy capacity ²	5.2	7.8	kWh
Depth of discharge ³	100%		
Max. charge / discharge power	2500	4000	W
Max. charge / discharge current	7.5	12.0	A
Peak charge / discharge power (10 seconds)	3750	6000	W
General Data			
Weight	55	70	kg
Dimensions (W / H / D)	767 / 270 / 260 mm		
Storage temperature range	-25 ~ 60 °C		
Operating temperature range	-20 ~ 55 °C		
Relative humidity range	5% ~ 95%		
Max. operating altitude	4000 m		
Cooling	Natural convection		
System ingress protection rating	IP66		
Installation method	Floor standing / Wall-mounted		
Number of modules per controller	1 ~ 6 pcs		
Compatible inverters	SigenStor EC series Sigen Hybrid SP2/TP2 series ⁴		
Standard Compliance			
Standard	IEC/EN 60730-1, UN 38.3, IEC/EN 62619, IEC/EN 63056, IEC/EN 62040		
SigenStor BC			
Operating voltage range	300 ~ 900 V		
Weight	8 kg		
Dimensions (W / H / D)	850 / 260 / 110 mm		
Compatible battery system	SigenStor BAT series		
Compatible inverter	Sigen Hybrid SP2/TP2 series		



1. This is provided by the battery cell manufacturer. Based on cell test condition of 25±2°C, 0.5C charge and discharge rate and SOH=60%.
2. Test conditions: 100% depth of discharge, 0.2C rate charge & discharge averagely at 25°C, at the beginning of life.
3. Refers to the usable energy capacity.
4. SigenStor BC must be used if Sigen Hybrid SP2/TP2 is to be connected to the Sigen Battery.



Sigen EV DC Charging Module

- V2X ready technology, future proof
- Max. 25 kW bi-directional charging
- 150V ~ 1000V charging, wide EV compatibility
- Charge EV with green solar power
- Remote control on mySigen App
- IP66 system protection, maintenance free

Sigen EV DC Charging Module 12 / 25 kW

SigenStor EVDC ¹	12	25	Units
DC Charging			
Max. charging power of charging port	12.5	25	kW
Max. discharging power of charging port	12.5	25	kW
Operation voltage range	150 ~ 1000		V
Max. operation current	40	80	A
Charging interface	CCS2		
Protection			
Short-circuit protection	Supported		
Over / Under voltage protection	Supported		
Overload protection	Supported		
Over temperature protection	Supported		
Reverse polarity protection	Supported		
Welded contactor check	Supported		
General Data			
Dimensions (W / H / D)	700 / 270 / 260		mm
Weight ²	39 (7.5m cable) / 41 (10m cable)		kg
Storage temperature range	-40 ~ 70		°C
Operating temperature range	-30 ~ 60		°C
Relative humidity range	5% ~ 95%		
Max. operating altitude	4000		m
Cooling	Smart air cooling		
System ingress protection rating	IP66		
Integrated charging cable length ³	7.5 / 10		m
Function			
Authentication	RFID card / App / No authentication		
Application	Bi-directional V2X operation ⁴ , Smart load management		
User interfaces	LED indicator, App, RFID		
Remote function	OTA, Remote diagnostics		
Standard Compliance			
Standard ⁵	EN IEC 61851-1, EN 61851-23, EN IEC 61851-21-2, ETSI EN 303 645		

1. Sigen EV DC Charging Module needs to be used together with Sigen Energy Controller.
2. The net weight includes the CCS2 cable-assembly also, but excludes the exteriors, wall-mounting fixtures and the related attachments.
3. Integrated charging cable length refers to the length of the cable that extends from the Sigen EV DC Charging Module, not the length of the exposed cable.
4. V2X functionality is limited by the EV's capabilities. Once the relevant standards are published and tested, V2X feature can be upgraded through the OTA. For the official support of vehicle models and support timelines, please refer to future announcement made on the official website.
5. For all standards refer to the certificates category on the Sigenenergy website.



SIGENERGY



Sigen Hybrid Inverter

5.0 – 12.0kW Single Phase

5.0 – 30.0kW Three Phase

- Battery ready, future proof
- DC/AC ratio up to 2 (single phase)
- Up to 4 MPP. trackers (three phase)
- IP66 protection rating

Sigen Hybrid Inverter 5.0–12.0 kW Single Phase Australia

Sigen Hybrid	5.0 SP	6.0 SP	8.0 SP	10.0 SP	12.0 SP	Units
DC Input						
Max. PV power	10000	12000	16000	20000	24000	W
Max. DC input voltage			600			V
Nominal DC input voltage			350			V
Start-up voltage			100			V
MPPT voltage range			50 ~ 550			V
Number of MPP trackers	2	2	3	4	4	
Number of PV strings per MPPT			1			
Max. input current per MPPT			16			A
Max. short-circuit current per MPPT			20			A
AC Output (on-grid)						
Nominal output power	4999	6000	8000	9999	12000	W
Max. output apparent power	4999	6600	8800	9999	12000	VA
Nominal output current	21.7	27.3	36.4	43.4	54.6	A
Max. output current	21.7	30.0	40.0	43.4	54.6	A
Nominal output voltage	220 / 230 / 240			220 / 230		V
Nominal grid frequency			50 / 60			Hz
Power factor		0.8 leading ~ 0.8 lagging				
Total current harmonic distortion			THDi < 2%			
Efficiency						
Max. efficiency	98.0%	98.0%	97.6%	97.6%	97.6%	
European efficiency	97.4%	97.4%	97.0%	97.0%	97.0%	
Additional Features						
Compatible battery module	SigenStor BAT 5.0 / 8.0					
Number of modules per controller			1 ~ 6			pcs
Battery module voltage range			300 ~ 600			V
Off-grid peak output power (10 seconds)	7500	9000	12000	15000	18000	W
Off-grid peak output current (10 seconds)	34.1	40.9	54.6	68.2	81.8	A
Nominal output voltage	220 / 230 / 240			220 / 230		V
Protection						
Safety protection feature	DC reverse polarity protection, Insulation monitoring, Residual current monitoring, Arc fault circuit interrupter ¹ , AC overcurrent/overvoltage/short-circuit protection. Type II DC/AC surge protection, Anti-islanding protection					
General Data						
Dimensions (W / H / D)	700 / 300 / 268		700 / 300 / 283			mm
Weight	18		36			kg
Storage temperature range	-40 ~ 70					°C
Operating temperature range	-30 ~ 60					°C
Relative humidity range	0% ~ 95%					
Max. operating altitude	4000					m
Cooling	Natural convection		Smart air cooling			
Ingress protection rating	IP66					
Installation method	Wall-mounted					
Communication	WLAN / Fast Ethernet / RS485 / Sigen CommMod (4G/3G/2G)					
Standard Compliance						
Standard ²	IEC/EN 62109-1, IEC/EN 62109-2, IEC/EN 62477, IEC/EN 61000-6-1, IEC/EN 61000-6-2, AS 4777					

- ¹ This is an optional feature only supported in certain models, please contact Sigenenergy for more information.
- ² For all standards refer to the certificates category on the Sigenenergy website.

Sigen Hybrid Inverter 5.0–30.0 kW Three Phase Australia

Sigen Hybrid	5.0 TP	10.0 TP	15.0 TP	20.0 TP	25.0 TP	30.0 TP	Units
DC Input							
Max. PV power	8000	16000	24000	32000	40000	48000	W
Max. DC input voltage				1100			V
Nominal DC input voltage				600			V
Start-up voltage				180			V
MPPT voltage range				160 ~ 1000			V
Number of MPP trackers	2	3	3	4	4	4	
Number of PV strings per MPPT				1			
Max. input current per MPPT				16			A
Max. short-circuit current per MPPT				20			A
AC Output (on-grid)							
Nominal output power	5000	9999	15000	20000	25000	29900	W
Max. output apparent power	5500	9999	15000	22000	27500	29900	VA
Nominal output current	7.6	14.4	21.7	30.4	38.0	43.3	A
Max. output current	8.4	14.4	21.7	33.4	41.8	43.3	A
Nominal output voltage				380 / 400			V
Nominal grid frequency				50 / 60			Hz
Power factor				0.8 leading ~ 0.8 lagging			
Total current harmonic distortion				THDi < 2%			
Efficiency							
Max. efficiency	98.1%	98.3%	98.3%	98.3%	98.3%	98.4%	
European efficiency	96.1%	97.5%	97.9%	97.9%	98.0%	98.0%	
Additional Features							
Compatible battery module	SigenStor BAT 5.0 / 8.0						
Number of modules per controller				1 ~ 6			pcs
Battery module voltage range				600 ~ 900			V
Off-grid peak output power (10 seconds)	7500	15000	22500	30000	30000	36000	W
Off-grid peak output current (10 seconds)	11.4	22.8	34.2	45.6	45.6	54.7	A
Nominal output voltage				380 / 400			V
Protection							
Safety protection feature	DC reverse polarity protection, Insulation monitoring, Residual current monitoring, Arc fault circuit interrupter ¹ , AC overcurrent/overvoltage/short-circuit protection. Type II DC/AC surge protection, Anti-islanding protection						
General Data							
Dimensions (W / H / D)	700 / 300 / 283						mm
Weight	36	36	36	36	36	38	kg
Storage temperature range	-40 ~ 70						°C
Operating temperature range	-30 ~ 60						°C
Relative humidity range	0% ~ 95%						
Max. operating altitude	4000						m
Cooling	Smart air cooling						
Ingress protection rating	IP66						
Installation method	Wall-mounted						
Communication	WLAN / Fast Ethernet / RS485 / Sigen CommMod (4G/3G/2G)						
Standard Compliance							
Standard ²	IEC/EN 62109-1, IEC/EN 62109-2, IEC/EN 61000-6-1, IEC/EN 61000-6-2, AS 4777						

- ¹ This is an optional feature only supported in certain models, please contact Sigenenergy for more information.
- ² For all standards refer to the certificates category on the Sigenenergy website.



Sigen Hybrid Inverter

NEW

3.0-6.0 kW Single Phase
5.0-12.0 kW Three Phase

- Battery ready for future expansion
- Slimmest design, less install. requirements
- Fan-less design, powerful yet quiet
- IP66 protection rating, worry-free usage

Sigen Hybrid Inverter 3.0–6.0 kW Single Phase Australia Preliminary

Sigen Hybrid	3.0 SP2 AU	5.0 SP2 AU	6.0 SP2 AU	Units
DC Input (from PV)				
Max. PV power	6000	10000	12000	W
Max. DC input voltage		600		V
Nominal DC input voltage		350		V
Start-up voltage		100		V
MPPT voltage range		50 ~ 550		V
Number of MPP trackers		2		
Number of PV strings per MPPT		1		
Max. input current per MPPT		16		A
Max. short-circuit current per MPPT		22		A
AC Output (on-grid)				
Nominal output power	3000	4999	6000	W
Max. output apparent power	3300	4999	6600	VA
Nominal output current	13.6	21.7	27.3	A
Max. output current	15.0	21.7	30.0	A
Nominal output voltage		230 / 240		V
Nominal grid frequency		50 / 60		Hz
Power factor		0.8 leading ~ 0.8 lagging		
Total current harmonic distortion		THDi < 3%		
Efficiency				
Max. efficiency	98.4%	98.5%	98.5%	
European efficiency	97.4%	97.9%	97.9%	
Additional features				
Battery controller models	SigenStor BC			
Battery module models	SigenStor BAT series			
Number of modules per controller	1 ~ 6			pcs
Battery module voltage range	300 ~ 600			V
Peak output power (10 seconds)	4500	7500	9000	W
Nominal output voltage	230 / 240			V
Protection				
Safety protection feature	DC reverse polarity protection, Insulation monitoring, Residual current monitoring, Arc fault circuit interrupter, AC overcurrent/overvoltage/short-circuit protection. Type II DC/AC surge protection, Anti-islanding protection			
Inverter topology	Non-isolation			
Protective class	I			
Overvoltage category	DC II, AC III			
Active anti-islanding protection	Frequency shift			
General Data				
Dimensions (W / H / D)	370 / 465 / 99			mm
Weight	< 11			kg
Storage temperature range	-40 ~ 70			°C
Operating temperature range	-30 ~ 60			°C
Relative humidity range	0% ~ 95%			
Max. operating altitude	4000			m
Cooling	Natural convection			
System ingress protection rating	IP66			
Communication	WLAN / Fast Ethernet / RS485 / Sigen CommMod (4G/3G/2G)			
Installation method	Wall-mounted			
Night consumption	≤ 3			W
Noise	≤ 25			dB

1. This document reflects current technology and is subject to change without notice. Refer to the Sigenenergy website for the latest information.

Sigen Hybrid Inverter 5.0–12.0 kW Three Phase Australia Preliminary

Sigen Hybrid	5.0 TP2 AU	6.0 TP2 AU	8.0 TP2 AU	10.0 TP2 AU	12.0 TP2 AU	Units
DC Input (from PV)						
Max. PV power	10000	12000	16000	20000	24000	W
Max. DC input voltage			1100			V
Nominal DC input voltage			600			V
Start-up voltage			180			V
MPPT voltage range			160 ~ 1000			V
Number of MPP trackers			2			
Number of PV strings per MPPT		1		1/2		
Max. input current per MPPT		16		16/32	16/32	A
Max. short-circuit current per MPPT		22		22/44	22/44	A
AC Output (on-grid)						
Nominal output power	5000	6000	8000	9999	12000	W
Max. output apparent power	5000	6600	8800	9999	13200	VA
Nominal output current	7.2	9.1	12.2	14.4	18.2	A
Max. output current	7.2	10.0	13.4	14.4	20.1	A
Nominal output voltage	230/400, 240/415 (3W/N+PE)					V
Nominal grid frequency	50 / 60					Hz
Power factor	0.8 leading ~ 0.8 lagging					
Total current harmonic distortion	THDi < 3%					
Efficiency						
Max. efficiency	98.4%	98.7%	98.7%	98.7%	98.7%	
European efficiency	97.5%	97.7%	98.0%	98.1%	98.2%	
Additional features						
Battery controller models	SigenStor BC					
Battery module models	SigenStor BAT series					
Number of modules per controller	1 ~ 6					pcs
Battery module voltage range	600 ~ 900					V
Peak output power (10 seconds)	7500	9000	12000	15000	18000	W
Nominal output voltage	230/400, 240/415 (3W/N+PE)					V
Protection						
Safety protection feature	DC reverse polarity protection, Insulation monitoring, Residual current monitoring, Arc fault circuit interrupter, AC overcurrent/overvoltage/short-circuit protection. Type II DC/AC surge protection, Anti-islanding protection					
Inverter topology	Non-isolation					
Protective class	I					
Overvoltage category	DC II, AC III					
Active anti-islanding protection	Frequency shift					
General Data						
Dimensions (W / H / D)	475 / 568 / 99					mm
Weight	< 17					kg
Storage temperature range	-40 ~ 70					°C
Operating temperature range	-30 ~ 60					°C
Relative humidity range	0% ~ 95%					
Max. operating altitude	4000					m
Cooling	Natural convection					
System ingress protection rating	IP66					
Communication	WLAN / Fast Ethernet / RS485 / Sigen CommMod (4G/3G/2G)					
Installation method	Wall-mounted					
Night consumption	≤ 5					W
Noise	≤ 29					dB

1. This document reflects current technology and is subject to change without notice. Refer to the Sigenenergy website for the latest information.

Sigen Energy Gateway for Australia

Preliminary

Sigen Gateway	Home SP AU	Home TP AU	Units
Grid Connection			
Grid connection type	Single phase	Three phase	
Nominal AC input / output voltage	220 / 230 / 240	380 / 400	V
Nominal AC input / output current	54.6	45.6	A
Nominal AC input / output power	12	30	kW
Nominal AC frequency		50 / 60	Hz
Disruption time of backup switch ¹		0	ms
AC Output to Backup Port			
Nominal AC output voltage	220 / 230 / 240	380 / 400	V
Nominal AC output current	54.6	45.6	A
Nominal AC output power	12	30	kW
Nominal AC frequency		50 / 60	Hz
Overvoltage category		III	
AC Output to Non-Backup Port			
Nominal AC output voltage	220 / 230 / 240	380 / 400	V
Nominal AC output current	54.6	45.6	A
Nominal AC output power	12	30	kW
Nominal AC frequency		50 / 60	Hz
Inverter Connection			
Nominal AC voltage	220 / 230 / 240	380 / 400	V
Nominal AC input current	54.6 (INV1), 32 (INV2) ²	45.6 (INV1), 32 (INV2) ³	A
Smart Port Connection			
Generator output voltage	220 / 230 / 240	380 / 400	V
Nominal input / output current	54.6	45.6	A
Nominal AC input / output power	12	30	kW
Generator 2-wire start		Supported	
General Data			
Dimensions (W / H / D)		480 / 700 / 194	mm
Weight		20	kg
Storage temperature range		-40 ~ 70	°C
Operating temperature range		-30 ~ 55	°C
Relative humidity range		0% ~ 95%	
Max. operation altitude		4000	m
Cooling		Natural convection	
Ingress protection rating		IP54	
Communication		Fast Ethernet, RS485, dry contact	
Installation method		Wall mounted, rear wiring supported	

1. This refers to the load-side disruption time, to achieve this functionality Sigen Energy Gateway needs to be used together with Sigen Energy Controller and Sigen Battery. Test conditions: In the open-circuit state of the power grid, the nominal power of the Sigen Energy Controller is higher than the total power of the backup loads.

2. For Sigenenergy single phase inverter products, 8.0-12.0 kW inverters should be connected to the INV1 port, 3.0-6.0 kW inverters should be connected to the INV2 port. The sum of the parallel power of the Sigenenergy inverters cannot exceed 12 kW.

3. For Sigenenergy three phase inverter products, 15.0-30.0 kW inverters should be connected to the INV1 port, 5.0-15.0 kW inverters should be connected to the INV2 port. The sum of the parallel power of the Sigenenergy inverters cannot exceed 30 kW.

Sigen Energy Gateway

- Seamless switch to backup mode, worry-free energy usage
- Ready for generator, heat pump or other controllable loads
- Support both whole home backup & partial home backup
- 350 ms reverse power flow protection of grid & generator
- Uninterrupted power supply through PV+ESS/grid/generator
- Support rear wiring for more flexible installation



Siggen Communication Module

- IP66 protection rating, more reliable
- Plug & play, easy to use
- Support 2G / 3G / 4G communication

Siggen Communication Module

	Siggen CommMod	Units
Connection interface	USB	
Installation type	Plug-and-play	
Display	LED indicators	
Dimensions (W / H / D)	52 / 112 / 33	mm
Weight	90	g
Ingress protection rating	IP66	
Power consumption (typical)	< 4	W
Supported SIM card	Micro-SIM (12mm * 15mm)	
Supported standards	LTE-FDD B1/3/7/8/20/28A LTE-TDD B38/40/41 WCDMA B1/8 GSM/EDGE B3/8	
Storage temperature range	-40 ~ 70	°C
Operating temperature range	-30 ~ 60	°C
Relative humidity range	0% ~ 95%	
Max. operating altitude	4000	m
Controller / Inverter compatibility	Siggen Energy Controller series Siggen Hybrid Inverter series	

1. To ensure stable data transmission, the mobile signal for 2G signal ≥ 4 bars, 3G/4G signal ≥ 3 bars.





Sigen Power Sensor

- 1% high-accuracy power detection for precise control
- LCD real-time info display, easy to operate and check
- Integrate smoothly with Sigenergy devices, no need for setup
- Top class 100 A direct connection in power sensor with built-in CT
- Support export/import limitations and ready for AI evolving
- 100 ms data refresh rate, instantaneous data feed

Sigen Power Sensor

Sigen Sensor ¹	SP-DH	SP-CT120-DH	TP-DH	TP-CT120-DH	Units
Power Supply					
Grid connection type	1P2W		3P3W/3P4W		
AC input voltage range	176 ~ 276		173 ~ 480		
Nominal AC frequency			50 / 60		Hz
Max. operating current	100	-	100	-	A
Measurement Accuracy					
Voltage accuracy	0.5%				
Current accuracy	0.5%				
Power accuracy	1%				
Frequency accuracy	0.2%				
Communication					
Interface	RS485				
Baud rate	9600				
Protocol	Modbus RTU				
General Data					
Dimensions (W / H / D)	36 / 100 / 63	18 / 118 / 64	72 / 100 / 66	72 / 94.5 / 65	mm
Weight	0.20	0.07	0.32	0.20	kg
Storage temperature range	-40 ~ 70				
Operating temperature range	-25 ~ 60				
Relative humidity range	0% ~ 90%				
Ingress protection rating	IP20				
Installation method	DIN Rail 35 mm				
CT Accessory					
Number of CT	-	1	-	3	pcs
Cable length of CT	-	1	-	1	m
Inner diameter of CT	-	16	-	16	mm
Weight of CT	-	0.09	-	0.09	kg
Max. operating current of CT	-	120	-	120	A
Standard Compliance					
Standard	EN 61010-1:2010, EN 61010-2-030:2010				

1. For more models refer to the Sigenergy website.

Sigen EV AC Charger



- Green power charging with Sigenergy home energy solution
- Data tracking & scheduled charging on mySigen App
- Dynamic load management to prevent overload, user-friendly charging*
- Easy installation with less steps and top/bottom entry option
- Integrated residual current failure protection reduces installation costs
- IP65 protection rating, worry-free outdoor usage with easy O&M

* Only works with Sigenergy home energy solution or additional Sigen Power Sensor

Sigen EV AC Charger 7 / 11 / 22 kW

Sigen EVAC	7	11	22	Units
AC Input & Output				
Nominal charging power	7	11	22	kW
Nominal output voltage	1P/N/PE, 220 ~ 240	3P/N/PE, 220 ~ 240 / 380 ~ 415	3P/N/PE, 220 ~ 240 / 380 ~ 415	V
Output current range	6 ~ 32	6 ~ 16	6 ~ 32	A
Nominal AC frequency		50 / 60		Hz
Vehicle connection	Type 2 connector / Type 2 socket with shutter			
AC input cable width range	2.5 ~ 6.0			mm ²
Protection				
Integrated DC fault detection ¹		6		mA
Integrated AC fault detection ¹		30		mA
Flame retardant rating	UL94-5VB			
Over / Under voltage protection	Supported			
Overload protection	Supported			
Over temperature protection	Supported			
PEN protection	Supported			
Randomized charging delay	Supported			
Ground fault protection	Supported			
Surge protection	Supported			
Grounding system	TT, TN, IT			
User Interface & Communication				
Protocol	RS485, Modbus RTU			
Communication	4G / WLAN / Fast Ethernet			
Authentication	RFID card / App / Auto-charge (no authentication)			
Display	LED indicator / App			
Charging mode ²	100% PV charging / Solar boost charging / Fast charging			
Metering	External meter with RS485 / Integrated metering IC			
Dynamic load management ³	Supported			
Phase switching	Supported			
OCPP protocol	OCPP 1.6J ED 2			
General Data				
Dimensions (W / H / D)	234 / 384 / 126			mm
Weight (case B / case C)	4.5 / 6.4			kg
Storage temperature range	-40 ~ 70			°C
Operating temperature range	-30 ~ 55			°C
Relative humidity range	5% ~ 95%			
Max. operating altitude	4000			m
Cooling	Natural convection			
Ingress protection rating	IP65			
Installation method	Wall-mounted			
Application environment	Outdoor / Indoor			
Standby self-consumption	< 3.6			W
Standard charging cable length	5			m
Standard Compliance				
Standard ⁴	EN IEC 61851-1, IEC 62995, EN IEC 61851-21-2, ETSI EN 300 330 V2.1.1, ETSI EN 301 511 V12.5.1, EN IEC 62311, EN50665, ETSI EN 300 328 V2.2.2			

1. Residual direct current protective device (RDC-PD) with integrated AC pulsating DC and 6mA DC detection, evaluation and mechanical switching in the Sigen EV AC Charger is tested according to IEC 62955.
2. This function needs to be used with SigenStor.
3. This function needs to be used with Sigen Power Sensor.
4. For all standards refer to the certificates category on the Sigenergy website.

mySigen App

Intelligent energy management within touches
For homeowners

Smarter energy life empowered by mySigen App



Real-time monitoring

Energy data refresh every 10 seconds
Visible energy flow & related devices
Auto. system network display on App



AI Mode

Provide intelligent optimization suggestions on system mode, battery capacity and energy usage



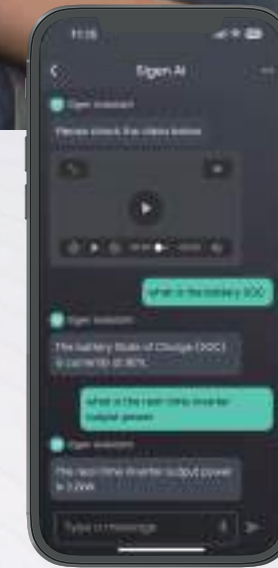
Sigen Shield

Discover industry-leading battery safety features



Fun ambient lighting

Customizable lighting language
Add personality to your system



Sigen AI

After-sales engineer
Home energy analyst
Device mgmt. assistant



Interactive services

AI-integrated service interface
Self-diagnosis to identify problems
Submit service requests via the App

*The interface may change after the mySigen App version is updated, please refer to the actual interface.

mySigen App

Intelligent energy management within touches
For installers

Simplify your installation process, one App does it all



Step 1

Scan to add a new system



Step 2

Fill out details



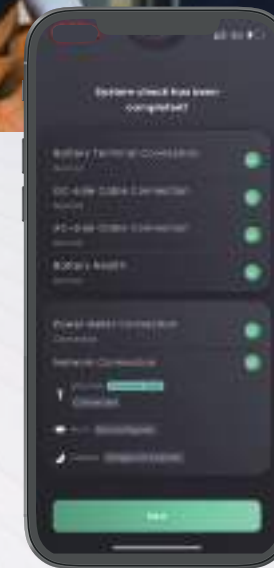
Step 3

Fast software upgrade



Step 4

Confirm preset parameters



Step 5

One-click full system check



Step 6

Confirm

*The interface may change after the mySigen App version is updated, please refer to the actual interface.

Leading the Way in Intelligent Manufacturing

Located in the Lin-gang New Area, Shanghai, a hub of world-class enterprises with strong innovative strengths, the 20,000 sqm manufacturing center is equipped with state-of-the-art technology and innovative manufacturing processes that allow us to produce high-quality products with exceptional efficiency. It also features the latest manufacturing execution system (MES) which streamlines our operations and enables real-time monitoring of the production process.







Runs on Solar by Sigenergy solutions for a Sustainable Tomorrow

By adopting Sigenergy products and embracing solar energy, our factory has realized green manufacturing. With a 3,000 sqm PV plant on the rooftop, We have significantly reduced our reliance on fossil fuels and effectively cut carbon footprint during the manufacturing process. Our solar-powered production also translates into better efficiency and higher cost savings for our business. We are proud to be making a positive impact on the environment, and are committed to continuing to lead our sustainability practices to help build a better world for future generations.

Plant Size


 3,000 m²  362 kW_p  240 kW_{ac}  432 kWh

Estimated Annual Generation

 398,200 kWh

Community Contribution per Year

 309t CO₂ emission reduced

 269 equivalent of trees planted



Where Quality Meets Perfection

At Sigenergy, our unwavering commitment to putting the customer first is at the core of everything we do. We firmly believe that delivering top-quality products is paramount to ensuring customer satisfaction and building long-term relationships. With a relentless pursuit of excellence, we constantly strive to develop innovative products that meet and exceed customer expectations. Our strict implementation of rigorous quality control guarantees that every product leaving our factories is of the highest standard. Moreover, we never settle for complacency; instead, we embrace a culture of continuous improvement to constantly enhance our products and surpass industry standards.



Manufacturing Execution System (MES)

Quality and efficiency is consistently guaranteed by our MES system, which monitors, tracks, documents, and controls the entire manufacturing process from raw materials to finished products, as well as full product lifecycle management.



Powering Homes Worldwide

France

12 kW AC output
24 kWh ESS capacity



South Africa

12 kW AC output
16 kWh ESS capacity



Australia

5 kW AC output
16 kWh ESS capacity



South Africa

25 kW AC output
24 kWh ESS capacity



Australia

12 kW AC output
48 kWh ESS capacity



China

12 kW AC output
24 kWh ESS capacity



Switzerland

12 kW AC output
24 kWh ESS capacity



South Africa

25 kW AC output
16 kWh ESS capacity



USA

11 kW AC output
13 kWh ESS capacity

